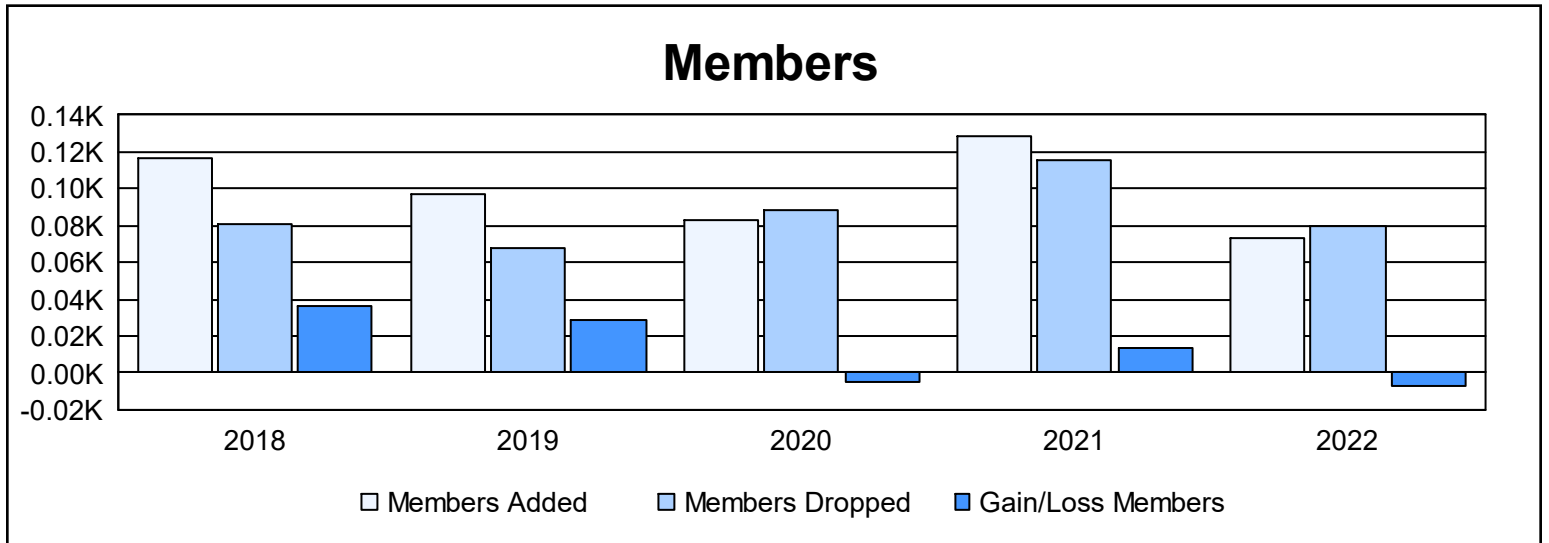
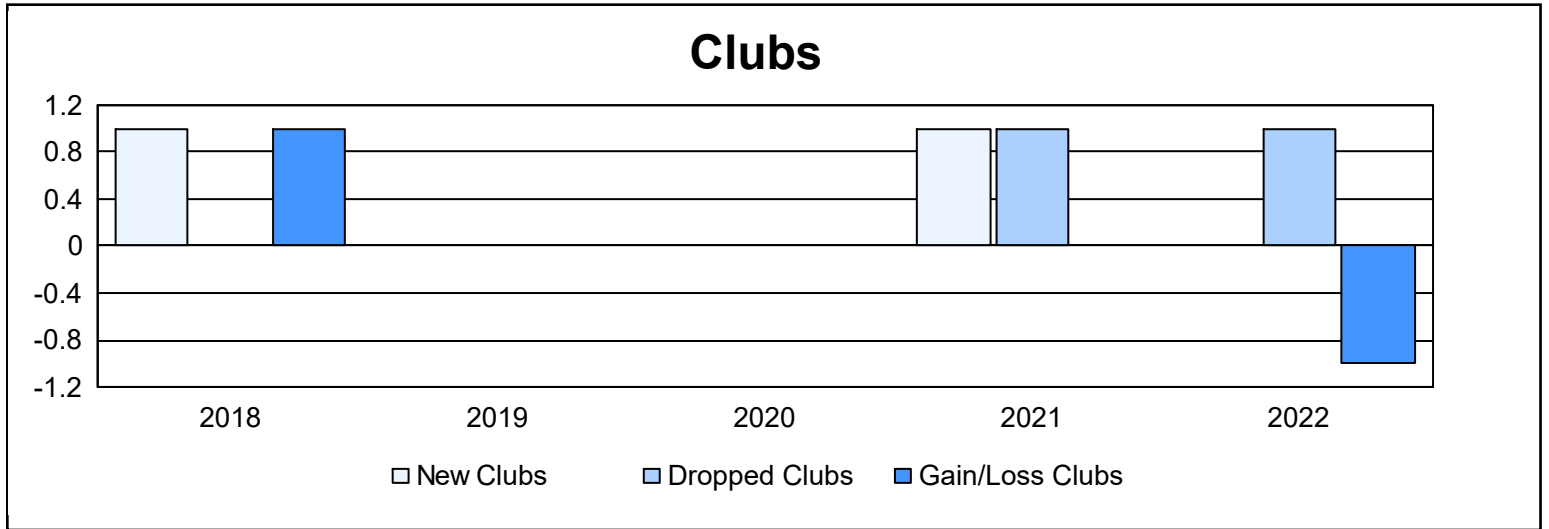
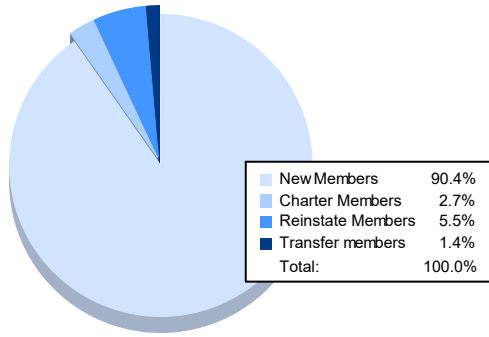


| Year | New Clubs | Dropped Clubs | Gain/ Loss Clubs | New Members | Charter Members | Reinstate Members | Transfer Members | Total Member Added | Total Members Dropped | Gain/ Loss Members |
|----------------|-----------|---------------|------------------|-------------|-----------------|-------------------|------------------|--------------------|-----------------------|--------------------|
| 2017-2018 | 1 | 0 | 1 | 74 | 37 | 4 | 2 | 117 | 81 | 36 |
| 2018-2019 | 0 | 0 | 0 | 96 | 0 | 1 | 0 | 97 | 68 | 29 |
| 2019-2020 | 0 | 0 | 0 | 68 | 0 | 5 | 10 | 83 | 88 | -5 |
| 2020-2021 | 1 | 1 | 0 | 94 | 30 | 5 | 0 | 129 | 115 | 14 |
| 2021-2022 | 0 | 1 | -1 | 66 | 2 | 4 | 1 | 73 | 80 | -7 |
| Average | 0 | 0 | 0 | 80 | 14 | 4 | 3 | 100 | 86 | 13 |



Membership Composition June 2022 Cumulative



Gender Composition June 2022 Cumulative

